


# How to melt bottled agar


Follow this simple protocol to melt bottled agar when making microbial plates.


## STEP 1 Loosen the cap on the agar bottle.

 **Warning:** Loosen caps to prevent the buildup of pressure during heating, which could cause the bottle to break or the cap to become a projectile.




## STEP 2 Heat the agar using one of the methods below.

 **Warning:** Always use personal protective equipment, including heat-protective gloves, when handling hot bottles.


 **Tip:** Only microwave or autoclave bottles that are half full or less to allow space for the liquid to boil.

**Method 1: Microwave** Heat the bottle in 30-second intervals on low power until all the agar melts. Between intervals, gently swirl the bottle to help the agar melt evenly.

 **Warning:** Swirl periodically and gently to avoid creating a superheated solution that could boil over, becoming a burn hazard and wasting your reagents.

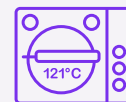


**Method 2: Water bath** Place the bottle into a water bath (100°C), and gently swirl the bottle occasionally until the agar is evenly melted.


 **Tip:** Swirl gently to avoid creating bubbles in the agar.



**Method 3: Autoclave** Place the bottle in an autoclave at 121°C and 15 psi for 5 minutes.




## STEP 3 Cool agar in a water bath, and gently swirl the bottle before pouring plates.

 **Tip:** Swirl gently to avoid creating bubbles in the agar. Add temperature-sensitive media, antibiotics, or supplements after the agar has cooled to 50–65°C and before pouring plates. Be sure to verify the safe temperature for all materials before adding.



## Our most popular agar products:

Product	Size	SKU
Top agar		
LB Top Agar	100 mL	L5580
LB Lennox Top Agar	100 mL	L7570
Agar		
LB Agar	500 mL	L7555
Sabouraud Dextrose Agar	500 mL	S8701
Tryptic Soy Agar	500 mL	T0146

Find additional formulations and sizes at [teknova.com](https://www.teknova.com) 

[info@teknova.com](mailto:info@teknova.com)  
[teknova.com](https://www.teknova.com)

